

Industrial By-Products as Potentially Economic and Promising Adsorbents for Removing Dyes from Effluents: A Review Study

S. Tamjidi^a, B. Kamyab Moghadas^{a,b,*}, P. Abdollahi^a, N. Parnian^a and A. Farhadi^c

^aDepartment of Chemical Engineering, Shiraz Branch, Islamic Azad University, Shiraz, Iran

^bDepartment of Applied Researches, Chemical, Petroleum & Polymer Engineering Research Center, Shiraz Branch, Islamic Azad University, Shiraz, Iran

^cResearch and Technology Center of Shiraz Petrochemical Company

(Received 6 May 2023, Accepted 17 August 2023)

Exposure to pigments from waste effluents, which is visible through some amount of dyes in polluted water, has been referred to as a serious environmental threat and can have ruinous effects on both humans and the ecosystem. Lately, the development of technologies that can diminish contaminants to an acceptable level has received increased attention. Of all the developed techniques for eliminating contaminants from wastewater, biosorption is one of the most popular ones. Adsorption is an effective method to treat chromatic components in effluents and protect the ecosystem. Diverse categories of economic and productive adsorbents that are compatible with the ecosystem are utilized to remove dyes. Amongst the economic adsorbents, the utilization of industrial wastes is common due to their low cost, optimal yield, facile availability, excellent recyclability, and high adsorption capacity. Based on previous studies, FA, iron-containing waste, and blast furnace dust are the industrial by-products that have been reported to have a favorable percentage of removal efficiency (%) and the adsorption capacity to remove dyes under optimal conditions, which confirms their potential and unique characteristics for dye removal. This study aimed to examine various types of dyes and their detrimental effects as well as the process of biosorption. Additionally, the utilization of industrial by-products as promising adsorbents to eliminate dyes from wastewater and their potential implications for the industry are thoroughly discussed.

Keywords: Low-cost adsorbents, Pollutants, Water, Biosorption

INTRODUCTION

Chemical pollution of water is caused by an extensive range of poisonous derivatives, specifically industrial dyes. Industrial effluents are among the most significant origins of ambient contaminants, and the concentration of contaminated compounds in them often reaches tens of thousands of milligrams per liter [1-2].

Pigments of effluent generated by diverse industries, including textile, paper, plastic, and rubber industries, radioactive effluents, herbicides, petroleum hydrocarbons, dyes, cosmetics, chemical waste, and extraction of metals, if

discharged to the environment before being treated, can create plenty of serious problems for the environment. For example, effluent discharge into the water can release toxic components into the ecosystem and eventually lead to bioaccumulation in the environment [3-4].

The concentration of dye in effluent mutates depending on the type of industry. The pigment in dye wastewater is generally chemically and photolytically stable [5]. Also, its self-assembled aromatic structure makes its biological composition subsist unchanged, which poses the threat of a pending natural disaster and is responsible for the dimness color and bad smell of water [6-7]. Synthetic dyes possess an aromatic molecular structure, which makes them more stable and their biodegradation more difficult. During the

*Corresponding author. E-mail: kamyab.bahareh@iauo.ac.ir

generation of products, the dyes may not be fully utilized. Small amounts of dyes are released into the environment and cause a vast accumulation of dyes in the form of industrial effluent [8-10]. Pigments may have both direct and indirect pernicious effects on humans in the shape of tumors, cancers, and allergies. They can also interfere with the growth at diverse trophic levels, including protozoa bacteria, algae, plants, and animals [11]. Furthermore, dyes can pollute all living organisms and natural ecosystems, including soil, rivers, and groundwater. As a result, the ability to self-treat wastewater and develop biological treatment systems contaminated with dyes is of great significance to the environment [12-13].

Purification techniques are commonly divided into three principal groups: physical, chemical, and biological [14-15]. Sometimes, ultrasonic and electromagnetic radiation techniques are categorized into discrete classes. Since the dye is so apparent in the dye waste, it must be treated [16-17]. Physical and chemical methods used to reduce dyes to an acceptable amount include some processes such as membrane filtration [18], coagulation/flocculation [19], electrochemical precipitation [20], adsorption [21-22], ion exchange [23], extraction [24], mineralization [25], sonolysis [26], electrolysis [27], chemical reduction [28], and advanced chemical oxidation [29]. Amongst these processes, biosorption enjoys more diversity and efficiency and has attracted the attention of researchers owing to the fact that it is economical, highly efficient, reusable, and recyclable with a high level of removal efficiency in a broad range of pH levels.

In addition, this technique has gained more attention due to the easy availability of bio-waste and that it can be used with novel biosorbents to remove pollutant substances [30-32]. Biosorption is an autonomous physicochemical and metabolic method based on diverse mechanisms, including adsorption [33-34]. The biosorption process is beneficial when the concentration of pollution in the wastewater is low. The use of bio-adsorbents to eliminate pollutants is preferable due to their comparatively better yield, lower price, and fewer ecosystem concerns [35-36]. Economic concerns and biosorption capability are the main factors in comparing adsorbents since the cost of biosorbents changes based on their efficiency and accessibility of adsorbents [37-38]. Owing to the presence of several vigorous surfaces on

the biosorbents created by pigment molecules, saturation from biosorbents can be restored by moving the occupied molecules from their surface using different pH levels of the aqueous media [39-40]. In the meantime, since various industries produce a vast amount of waste solids as by-products, the feasibility of utilizing these waste solids as an economical and highly efficient biosorbent with high capacity to eliminate pollutants is considerably important to environmental concerns [41-42]. Figure 1 depicts the two primary classifications of industrial by-products, namely carbon and mineral. Also, Fig. 2 displays the five most

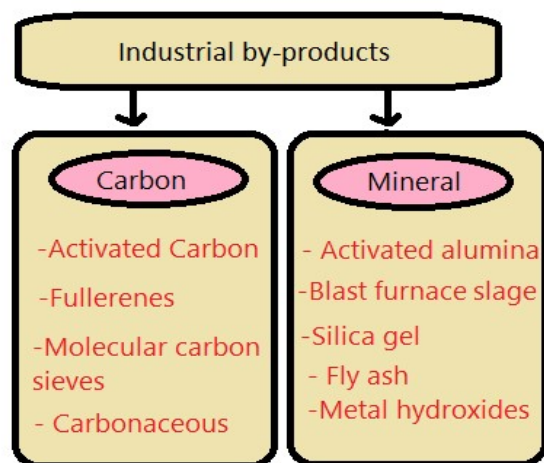


Fig. 1. Two main original classifications of industrial by-products.

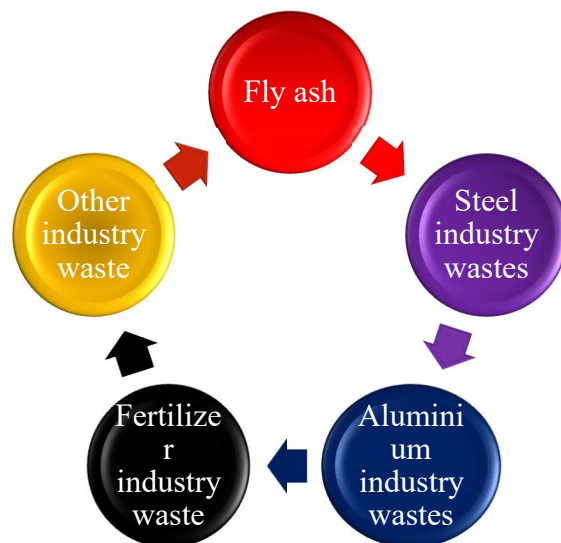


Fig. 2. Main classifications of industrial by-products as bio-adsorbents.

widely utilized industrial by-products applied as biosorbents. The benefits of using these compounds are low cost, easy access, eco-friendly, no side-effects on waste disposal, appropriate recyclability, and excellent adsorption capacity [43-44].

The principal aim of this review study was to evaluate the potential use of industrial by-products as biosorbents, particularly the biosorption of toxic dyes. For this purpose, different types of dyes and the environmental hazards they impose as well as the biosorption process are discussed in detail. Also, the isotherms and kinetic and thermodynamic behaviors of the dye adsorption are concisely explained.

METHODOLOGY

In this study, a comprehensive review of approximately 170 articles directly relevant to color removal and surface absorption using biosorbents was conducted. The articles were sourced from reputable scientific databases, including Elsevier, Springer, and Wiley. Figure 3 presents the pattern of indexed papers concerning dye removal from wastewater. The data were retrieved from the Scopus database, and the figure illustrates a notable exponential growth over the past decade, indicating a rising interest in this subject within the scientific community.

Dyes

Dyes are compounds broadly employed in the textile, printing, rubber, cosmetics, plastics, and leather industries to dye products, a process that results in the generation of significant quantities of pigments from wastewater. Dyes are primarily categorized into anionic, cationic, and non-ionic pigments. Of all the dyes utilized in the industry, the textile industry ranked first in using dyes for dyeing fibers [1,45]. Dyes are chemical compounds that attach to tissues or surface shells. It is estimated that the textile and manufacturing industries use more than 10,000 commercial dyes worldwide. The consumption of dyes in the textile industry is more than 1000 tons per year, and about 10-15% of these dyes are disposed of during the dyeing process [46-47]. Then, they are released in water streams as effluents. Basically, the exact quantity of dyes released from diverse processes to the environment is unknown [48-50]. Main dyes have a high color severity and, even at low concentrations, are evidently

visible in the wastewater. Multi-faceted pigments are largely founded on chromium, which is pathogenic [51].

Dyes may affect photosynthetic activity in aquatic animals by diminishing the permeation of light and may also be poisonous to some aquatic animals due to the presence of metals, aromatic substances, *etc.* In addition, they can cause intense human harm [52-53]. Dyes effluents, known as pigment effluents, are full of hazardous and poisonous chemicals, as shown in Fig. 4. Blue bodies containing

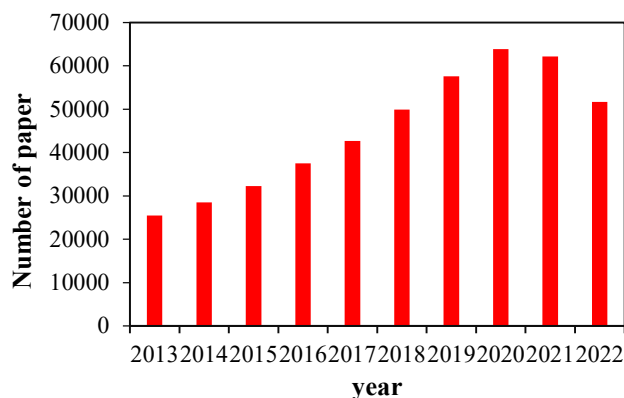


Fig. 3. The trend of indexed papers related to the subject published in the past decade. The data was collected from the Scopus database using the keywords “dyes” and “adsorption”.



Fig. 4. Different Types of hazardous and toxic chemicals in dye effluents.

pigment effluents can be easily identified because their pigments cause turbidity and directly affect water transparency [54-55]. The presence of pigment in water sources is certainly not desirable because both humans and animals use water for their daily activities [56-57].

Today, eliminating pigments in aquatic resources has turned into a substantial ecological concern. There are various types of artificial dyes, which are tabulated in Table 1 based on their molecular structure [58-60]. However, dyes are sometimes categorized according to their solvability. Acid, basic, direct, mordant, and reactive dyes are solvable pigments while azo, disperse, sulfur, and vat are indissoluble pigments [61-62]. Amongst different types of pigments, azo dye, with 70% of generation, is the most widely used and frequently identified dye in the world. For this reason, artificial pigments must not be introduced into the ecosystem to combine with untreated aqua resources [63-64]. These noxious pigments have caused considerable anxiety among the public and environmentalists. Therefore, methods that can sequentially dispel one or more kinds of pigments from the body are highly welcomed [65-66].

Different Methods Used for the Disposal of Effluents

Water contamination originates from diverse sources, including households, industries, mines, and infiltration. However, one of the most significant sources of water contamination is the extensive release of wastewater by industries. Typically, water is classified into four categories: rainwater, domestic wastewater, agricultural water, and industrial wastewater [67-68]. In general, the challenges facing wastewater treatment are highly intricate due to the presence of diverse pollutants originating from different sources. Consequently, various types of effluents necessitate different specific treatment processes to deal with their specific characteristics [69-70]. Traditional approaches to metal removal face formidable challenges in meeting increasingly strict regulatory standards and their costs are on the rise. This has led to a growing demand for alternative and cost-effective technologies. Conventional methods for eliminating dissolved pollutants involve chemical precipitation, carbon adsorption, ion exchange, evaporation, and membrane processes [71-72]. Figure 5 depicts the common approaches employed to remove pollution from effluent.

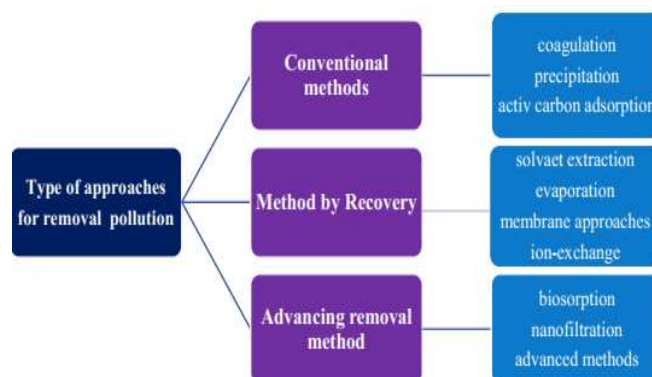


Fig. 5. Different types of approaches applied to the removal of pollution from effluent.

An Explanation of the Adsorption and Biosorption Mechanisms

Novel processes for the treatment of industrial effluents, including dyes, are usually utilized to diminish the toxicity of these contaminations against some treatment criteria. Lately, particular attention has been paid to novel methods for the physical and chemical removal of effluents; these methods include adsorption on new adsorbents, biomass sorption, membrane filtration, radiance, and electrochemical coagulation [73-74]. Today, some removal methods are available regarding customary dyes; these methods combine physical and chemical principles. One of the most significant methods based on physical removal is the adsorption method, which is an efficient method for eliminating contaminants such as dyes from effluents [75-76]. According to its energy, the biosorption procedure can be classified into two groups: physical adsorption and chemical adsorption (Fig. 6) [77-78].

Adsorption is an efficient, balanced, and cost-effective process for removing dyes from the effluent and treating water with high flexibility [79-80]. Its simple and uniform structure and heightened sensitivity to poisonous substances have made it a promising candidate for water treatment [81-82]. The idea of “biological adsorption” is multidimensional and has been developing over recent decades [83-84]. The uniqueness of the term “biological adsorption” can be linked to the fact that it reflects a multitude of mechanisms, use of biosorbents, consideration of ecosystem factors, and the presence or absence of metabolic activities in living organisms [85-86]. As a branch of biotechnology, biological

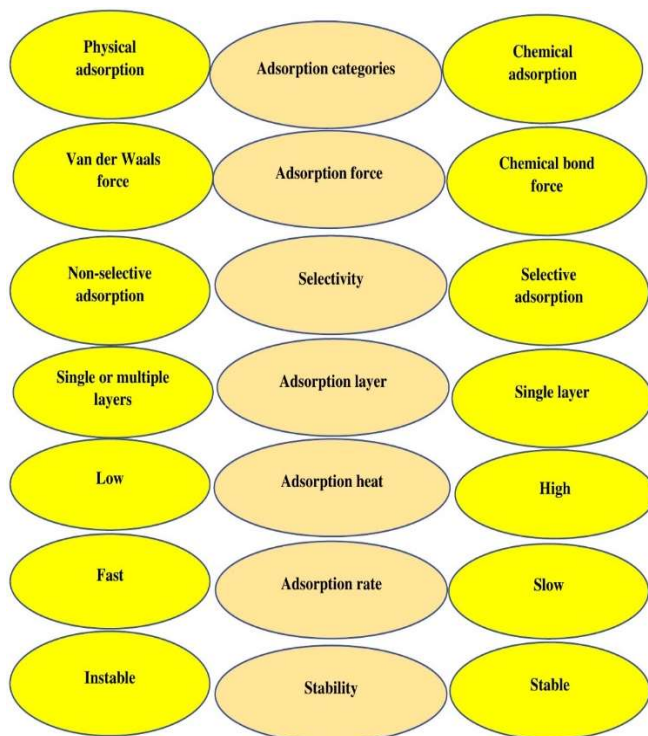


Fig. 6. A comparison of adsorption types.

adsorption is done using biological materials, which may contain living or non-living organisms and their ingredients, seaweed, or agricultural and innate wastes. Most recently, this method has been hailed as a hopeful and economic approach to biotechnology. Overall, biological adsorption is a physicochemical method that may simply be defined as eliminating materials from aqueous media using biotic factors [87-88]. Every type of biological substance has a great propensity to mineral and inorganic pollutants and has a unique potential for adsorption in myriad of biological substances. Biological substances are commonly used as biosorbents in the biosorption of a family of new materials based on renewable or waste biomass materials and usually do not require any specification before use [89-90]. The potential of bio-adsorbent materials renders them suitable for recycling wastewater streams and removing contaminants. Since the biosorption process is based on known adsorption principles, engineers are adequately familiar with the design and equipment used in it [91-92]. As the general understanding of this process and its fundamental mechanisms has enhanced, it is ready for to be applied more

widely [93-94].

Type of Low-Cost Bio-Adsorbents

Every type of biological substance has a strong tendency for inorganic and organic contamination, meaning that there is a unique adsorption capacity in countless biological substances [95]. In the search for extremely efficient and economical biomaterials, new possibilities for the control of contamination, material recovery, and microbial, plant, animal, and industrially-derived biomass recycling have been explored [96-97]. Typically, economical adsorbents can be divided into five main classes, including (I) agricultural waste, (II) industrialized by-products, (III) sludge, (IV) marine, and (V) soil and minerals [98-99]. Amongst low-cost bio-adsorbents, the use of agricultural waste/by-products as bio-sorbents is of overriding significance in eliminating pollution from effluents [100].

Agricultural waste, particularly those with a great percentage of fiber, contains functional groups such as carbonyl, alcoholic, phenolic, and ether groups that have an extraordinary potential to bind metal ions or dyes [101-102]. Among the agricultural waste with the above-mentioned origin, the most popular ones utilized to remove dyes include coconut shell, orange peel, pomegranate peel, banana peel, pumpkin peel, tea waste, pistachio peel, rice paddy ash, coffee powder, pomelo peel, garlic peel, and bagasse peat [103-104]. Also, marine litter from food supplement technology is considered a natural, low-cost, harmless, and biodegradable source. These materials contain lignin, cellulose, and hemicelluloses, which all have adsorbent sites such as carbonyl, carboxyl, amine, and hydroxyl groups that are able to absorb pollutant ions through ionic interactions [105-106]. In addition, marine materials such as oysters, snails, and shrimp are not only easily accessible and abundant but also highly biodegradable and thus are among cheap biosorbents [107]. The shells of these materials are used as highly effective and economical biosorbents in eliminating contaminants due to their cavities, high roughness, and active sorption sites on their surface. The main constituent of these shells is (CaCO_3) , which facilitates the control and reduction of pollution on the active sites of these biosorbents [108-109]. Soils also play a role in treating effluent found in contaminated groundwater or rivers. The most important process affecting pollutants in the soil is the adsorption of

Table 1. Various Types, Applications, and Principal of Dyes

Toxicity	Application	Attributes	Samples	Dyes
Carcinogenic (benign and malignant tumors)	Nylon-wool-silk-paper-leather-inkjet printing	Water-soluble	Acid Red 183-Acid Orange 10 and 12-Acid Orange 8-Acid Red 73-Acid Red 18-Yellow-Orange-Acid Green 27-Methyl Orange-Amido Black 10B-Indigo Carmine	Acidic
Carcinogenic (benign and malignant tumors)	Paper-polyacrylonitrile-corrected nylons-used in medicine as disinfectant.	Soluble in water-releases colored Cations in water. Some of these strains show physical activity	Methylene blue-green Janus-green game 5-purple game 10-rhodamine 6	Cationic
Allergic-carcinogenic	Polyester-nylon-cellulose-cellulose acetate-acrylic fibers	Insoluble in water-non-ionic- for the hydrophobic aqueous part	Scattering orange 3-Scattering red-Scattering red 1-Scattering yellow 1	Broad cast
Bladder cancer	Yarn-regenerated cellulose-paper-leather	Water-soluble, anionic, wash speed and council improve the formation of chelates with metal salts	Congo Red - Straight Red 23 - Straight Orange 39 - Straight Blue 86	Direct
Dermatitis-Conjunctival swelling-Ocular allergy-Occupational asthma	Yarn-wool-nylon-textile inkjet printing-	Very high wash speed due to covalent bond formation with fibers-lighter than direct dyes	Black and Activator 5-Green Reactor 19-Blue Reactor-Red Reactor 195-Blue Reactor 19-Red Reactor 120	Reactive
	Cellulose fibers	After reducing them in an alkaline bath (NaOH)-use colorless soluble salts	Blue-blue 4-Green green 11-Orange yellow 28-Yellow yellow 20	Vat

metals from the liquid phase to the solid phase [110-111]. There have been many studies on soil adsorption behavior, but these studies have focused on only a few types of soil. The most common types of soil investigated for the removal of contaminants include clay, red mud, and zeolite. Clay adsorption potency is related to the negative load of granulated silica inorganic composition. This charge is neutralized by the adsorption of the positive load of cations such as dyes. Clay can be altered to increase its yield by eliminating contaminants from water and wastewater [112]. Rose is a waste product that is molded in the generation of Al_2O_3 when the $Al_2H_2O_4$ ore is subjected to leaching. This usually includes about two tons of mud per one ton of factory-built alumina. In short, roses are a good adsorbent for removing pollutants, including dyes [113].

Layered silicate clay minerals play a vital role in soil and are crucial for adsorbing pollutants. These minerals consist mostly of planes of oxygen atoms, with silicon and aluminum atoms forming ionic bonds to hold the oxygen atoms together. Each layer typically comprises three or four planes of oxygen atoms with silicon and aluminum ions in between [114]. The negative charge of these clay minerals arises from the replacement of silica (Si^{4+}) with aluminum (Al^{3+}) in their mineral structures. This process, known as amorphous substitution, leads to clays with a negatively charged surface.

Cation adsorption occurs due to the negative charge on the clay mineral layers. The primary mechanism governing this process, as evidenced by activation energies of the reactions, is called ion exchange or cation exchange between the adsorbent and dye ions [115-116]. Naturally occurring or commercially produced Zeolites are also silicate minerals. Sand, sediment, soil, and minerals are used to destroy organic pollutants in water [117]. In addition, other classes of microorganisms consist of bacteria, algae, and fungi. Nevertheless, fungi are utilized to eliminate dyes owing to the presence of chitin in their cell walls. They are able to put pigments in their cell structure and eliminate them at the connectivity [118]. As the earliest species of agronomical, algae are a significant class of living organisms that are home to nearly 40,000 kinds of organisms. Algae are generally grouped into two classes, eukaryotes and prokaryotes, which have reflexive groups such as NH_2 , $-OH$, $-COOH$, SO_4 , *etc.*, in their structures. The creation of chemical bonding with dye molecules is considered to be the basic parameter in the

biological adsorption potential of algae [119-120]. Bacteria are also a major group of single-celled organisms in soil and water. They are ubiquitous, making up an important portion of the total terrestrial biomass of about 1018 grams. Bacteria are more involved in the biological uptake of metal than other organisms owing to the presence of different functional groups in their cell walls. These substances contain specific functional groups, and the removal of dyes by living and dead biosorbents by bacteria has been extensively investigated by researchers [121-122]. Most single-celled organisms, which belong to prokaryotes found in soil and water, coexist with other organisms in various forms. Different shapes of bacteria include spherical (*e.g.*, *Streptococcus*), rods (*e.g.*, *Bacillus*), spirals (*e.g.*, *Rhodospirillum*), and filaments (*e.g.*, *Sphaerotilus natans*). This variation and the nature of various functional groups of bacteria have given them a very favorable sorption capability to remove pollutants [123-124]. Also, industrial waste has received much attention due to its unique potential in eliminating pollutants, in general, and dyes, in particular.

Industrial By-Products

The most common industrial wastes used as adsorbents to remove pollutants are fly ash (FA), steel waste, aluminum waste, sillage, and paper production effluent. FA is a residue substance produced during ignition processes [125-126]. Reuse and recovery are the main approaches to dealing with rigid effluents. In fact, FA, an industrial waste, is a compound produced during charcoal burning with suspended particles and is being produced at a fast rate in the industry due to the high demand for electrical appliances, leading to the annual discharge of billions of tons of FA around the world [127-128].

FA has a large, irregularly porous structure with an excellent surface and good biosorption capacity. The FA specification primarily depends on the kind of charcoal and burning circumstances. Moreover, FA includes important oxide ingredients, such as silicon dioxide, aluminum oxide, calcium oxide, magnesium oxide, sodium oxide, titanium dioxide, and basic elements, including phosphorus, potassium, magnesium, zinc, iron, and manganese. Therefore, FA has been studied by many researchers. Wind ash is a mixture of powdered coal combustion at high temperatures, and, with a chemical structure similar to argil,

has an excellent ability to bind to limestone. Thus, FA can be used as a low-cost adsorbent to remove contaminants due to its unique properties, such as specific surface area, porosity, and particle size [129-131]. Steel slag (SS) is a liquid effluent formed during steel production, with about 150 kg of SS generated for each ton of steel produced. Landfilling is the most common technique for disposing of SS; nonetheless, it affects a huge quantity of agronomic land. Moreover, unintended and unreliable waste disposal approaches pose many serious dangers to the ecosystem [132-133]. Currently, the use of SS in only China is around 30%, a relatively high percentage which highlights the importance of developing methods to reuse SS. SS is suitable for wastewater treatment due to its properties such as great mechanical stability, strong acid and alkali resistance, favorable thermal properties, and unique chemical structure. Moreover, what makes SS a promising candidate for treating wastewater is its high availability and low cost. SS is basically composed of CaO, SiO₂, P₂O₅, FeO, Fe₂O₃, MgO, MnO, and Al₂O₃. In recent years, researchers have increasingly considered the use of SS in wastewater treatment [134-135].

The slag generated is divided into two main categories: kiln slag and steel-making slag. Kiln slag is produced during the process of extracting iron from iron ore, coke, and fluxes through smelting operations. On the other hand, Steel-making Slag is formed during the refining process when fluxes react with nonferrous oxides and unwanted elements in the raw materials while in a molten state, converting crude iron into steel. The main difference between kiln slag and SS is the concentration of iron in them. FeO level in kiln slag is roughly 0.70%, but the total iron content in SS ranges from 16% to 25%. It has also been documented that the chemical composition of slag affects the properties of concrete [136-137]. Aluminum scrap is a by-product of the aluminum smelting industry and is composed of metal, salt oxides, and other non-metallic materials. Worldwide, five million tons of aluminum waste is generated annually, and it has been used to produce cans, tins, aluminum siding, and other related aluminum products. One of the useful applications of the above-mentioned materials is in wastewater and water treatment [138-139]. The waste slurry produced during fuel combustion in herbage has been utilized as a low-carbon adsorbent. According to previous studies, the waste slurry is primarily washed with H₂O₂ and burned at 200 °C to stop the

formation of grime following the next steps of treatment, producing a favorable material with a specific surface of 1630 m² g⁻¹ [140]. This product has a high potential to remove contaminants. Other industrial wastes that effectively remove pollutants include waste from the sugar industry. Bagasse has also been utilized as an adsorbent to remove various contaminants from water. Finally, steel mills produce large volumes of granulated blast furnace slag as a by-product, but it has been used as a low-cost adsorbent for eliminating poisonous organic contaminants from water and wastewater [141-142].

Mechanism of Adsorption

The probable adsorption mechanisms of dye molecules to biosorbents include physical and chemical adsorption, electrostatic reactions, H₂ bond, π - π reactions, and precipitation. The possible mechanism responsible for the biosorption of dyes to a biosorbent is shown in Fig. 7. This figure highlights the fact that biowaste has different negative load functional groups on its surface, including NHR₂, C=O, -COOH, and -OH groups. In addition, dye molecules may be adsorbed on the holes and hollows on the surface of biosorbents. It can be stated that electrostatic reactions among positive and negative color molecules of biosorbents enhance the adsorption capacity [143-144].

In addition, other forces, such as van der Waals, hydrogen bonding, and hydrophobicity, might be responsible for the biosorption of molecular dyes on the surface of adsorbents produced as biowaste. Figure 7 demonstrates the mechanism

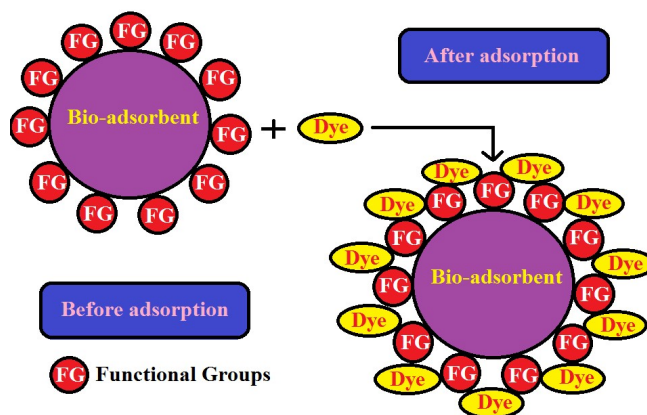


Fig. 7. A possible mechanism responsible for dye adsorption.

of dye adsorption. Physical adsorption also occurs when weak gravitational forces, such as van der Waals forces, are present in the reaction between the adsorber and the dye molecules. Van der Waals forces are electrostatic interactions resulting from temporary fluctuations in a dipole moment within atoms or molecules, causing neighboring atoms or molecules to undergo a similar shift. These forces are non-specific and can occur between molecules with any chemical structure. Although individual van der Waals bonds are short-lived, they can collectively form more stable links between the adsorbent and its surface, preventing desorption. When adsorbate molecules are held on the surface of an adsorbent through Van der Waals forces or weak physical interactions, it is known as physical adsorption, Van der Waals adsorption, or physisorption [145-146]. Chemical adsorption also happens when robust chemical gravitational forces are

present in chemical bonds [143-144,147].

Discussion of Industrial By-Products as Low-Cost Adsorbents

Several studies have been conducted on the removal of dyes by industrial wastes. Table 2 summarizes the optimal conditions for the processes of adsorption by industrial wastes. Adsorbents derived from industrial wastes consist of valuable oxide components, such as silicon dioxide, Aluminum oxide, calcium oxide, magnesium oxide, sodium oxide, titanium dioxide, and essential elements, including phosphorus, potassium, magnesium, zinc, iron, and manganese. Consequently, industrial wastes have garnered significant attention from researchers, and their potential utilization as affordable adsorbents for contaminant removal has been emphasized. This is due to their distinctive

Table 2. Optimal Conditions of Different Industrial By-products in Removing Dyes from Water and Wastewater

Bio-adsorbent	Dyes	pH	Conc. (mg l ⁻¹)	Dose (g l ⁻¹)	Temp (°C)	Time (h)	Removal efficiency (%)	q _{max} (mg g ⁻¹)	Ref.
Aluminum foil waste	Reactive green-19	3	100	0.025	25	1.5	98.65	133.33	[149]
Iron-containing waste	Methyl orange	2	20	0.2	25	0.5	99	-	[150]
Fly ash	Methylene blue	10	-	-	40	70-80	-	0.014	[151]
								mmol g ⁻¹	
Blast furnace sludge	Bismark Brown R	5.5-6.5	0.046	0.01	25	0.41	-	85	[152]
Blast furnace sludge	Rhodamine B	5.5-6.5	0.047	0.01	25	0.41	-	91.1	[152]
Fertilizer plant waste carbon	Auramine-O	7	20	1	25	4	-	246.9	[153]
Fertilizer plant waste carbon	Congo red	7	20	1	25	4	-	233.86	[153]
Fertilizer plant waste carbon	Orange-G	7	20	1	25	4	-	236.07	[153]
Fertilizer plant waste carbon	Methyl violet	7	20	1	25	4	-	240.26	[153]
Carbon slurry waste	Congo red	5.5-6.5	200	1	25	2	95	272	[154]
Fly ash	Methylene blue	10	-	0.1	30	24	-	590	[155]
Blast furnace dust	Ethyl orange	7	0.163	1	25	0.75	-	198.4	[156]
Blast furnace dust	Metanil yellow	7	0.187	1	25	0.75	-	211.9	[156]
Blast furnace dust	Acid blue 113	7	0.34	1	25	0.75	-	221.2	[156]
Fly ash	Crystal violet	8	203	5	25	40	About 100	-	[157]

properties, including specific surface area, porosity, and particle size [148]. Based on previous results, the industrial by-products FA, iron-containing waste, and blast furnace dust have been found to have favorable removal efficiency percentage (%) and adsorption capacity to remove dyes under optimal conditions, confirming their potential and unique characteristics for removing dyes. Ghulam *et al.* utilized aluminum foil waste to synthesize alumina to remove reactive green-19 dye [149]. They reported an adsorption efficiency of 98.65% in optimal conditions, which included a pH of 3 for 90 min with adsorbent doses of 0.025 g l⁻¹ and 100 mg l⁻¹ of dyes at 25 °C. In addition, the highest adsorption capacity of 133.33 mg/g was achieved from the Langmuir equation. In another study, Ali *et al.* used iron-containing waste to remove methyl orange dye, which was found to have an adsorbent dose of 0.2 g l⁻¹ at 20 mg l⁻¹ of orange dye at 25 °C for 30 min [150]. The optimal adsorption efficiency reached 99%. Wang *et al.* studied the removal of methylene blue dye by FA at the optimal conditions of pH = 10 and a duration of 70-80 h at 40 °C [151]. They reported an adsorption capacity of 0.014 mmol g⁻¹. Bhatnagar *et al.* used blast furnace sludge as an adsorbent to remove rhodamine B and Bismark Brown R dyes [152]. They reported that 0.046 mg l⁻¹ of Bismark Brown R and 10.047 mg l⁻¹ of rhodamine B reached the maximum adsorption capacity to remove 85 and 91.1 mg g⁻¹ of cationic dyes, respectively. Mall *et al.* examined the application of fertilizer plant waste carbon to remove Auramine-O (AR), Congo red (CR), Orange-G (OG), and methyl violet (MV) dyes [153]. They applied 1 g l⁻¹ of the adsorbent with a concentration of 20 mg l⁻¹ for 4 h at 25 °C and achieved 246.29, 233.86, 236.07, and 240.26 mg g⁻¹ dye removal for AR, CR, OG, and MV, respectively. Bhattacharyya and Sharma used carbon slurry waste obtained from National Fertilizer Limited to remove Congo red dye at an optimal condition of pH = 5.5-6.5 for two hours at 25 °C with 200 mg l⁻¹ of Congo red dye and a biosorbent dose of 1 g [154]. The maximum adsorption capacity and efficiency reached were 272 mg g⁻¹ and 95%, respectively. Wang *et al.* found that methylene blue dye could be removed using FA, which reached an adsorption capacity of 590 mg g⁻¹ in 24 h at a pH of 10, an adsorbent dose of 0.1 g l⁻¹, and a temperature of 30 °C [155].

Jain *et al.* used blast furnace dust to remove ethyl orange, methanol yellow, and acid blue and reported that they

reached 198.4, 211.9, and 221.2 mg g⁻¹ dye removal for 0.163, 0.187, and 0.34 mg l⁻¹ of ethyl orange, methanol yellow, and hydrochloric acid, respectively, under the optimal condition with a pH of 7, for 45 min, at 25 °C, and an adsorbent dose of 1 g l⁻¹ [156].

Mohan *et al.* used FA to remove the crystalline purple dye under the optimal condition, which consisted of a pH of 8 for 40 h at 25 °C, a concentration of 203 mg l⁻¹, and a biosorbent dose of 5 g l⁻¹, and obtained almost 100% removal efficiency [157].

Isotherm, Kinetic, and Thermodynamic Studies

Isotherm patterns are generally investigated to describe the mechanism governing the adsorption technique and its structure and are used to estimate maximum color adsorption. The isotherm shows the parallel between the adsorbed ions on the biosorbent and the aqueous media at a specific temperature. Square R (R²) is each significant factor selected for the sorption isotherms used. If R² is closer to 1, the experimental data obtained will be more consistent with the model under study. Common Freundlich and Langmuir isotherm models primarily regulate the adsorbent performance [158-159].

Kinetic models are particularly important for studying adsorption processes to eliminate toxic dyes. The interaction and adsorption rates are analyzed in the adsorption methods using adsorption kinetics. The most commonly used kinetic models are pseudo-first-order (QFO) and pseudo-second-order (QSO) kinetic models [160-161]. In the QFO model, while physisorption is assumed to limit the adsorption rate of the particles onto the adsorbent, chemisorption is assumed to act as the rate-limiting mechanism in the process. Sten Lagergren (1876-1922) introduced the pseudo-first-order model, which can be represented by the following linear equation:

$$dq_t/dt = k_1 (q_e - q_t) \quad (1)$$

where q_e and q_t (mg g⁻¹) are the quantities of dye adsorbed at equilibrium and at a specific time (t) in minutes, respectively. The rate constant k_1 (1/min) corresponds to the first-order rate constant. By applying boundary conditions in Eq. (1), where $q_t = 0$ at $t = 0$ and $q_t = q_t$ at $t = t$, Eq. (1) results in Eq. (2):

$$\log(q_e - q_t) = \log q_e - k_1 t \tag{2}$$

When employing the QFO kinetic model, plotting $\ln(q_e - q_t)$ against time (t) results in a linear relationship. The slope and intercept of this line can then be utilized to determine the rate constant (k_1) and the quantities of dye adsorbed at equilibrium (q_e) [162-163]. Another commonly used adsorption model known as the QSO model is presented in Eq. (3) below:

$$dq_t/dt = k_2(q_e - q_t)^2 \tag{3}$$

The velocity constants for the two kinetic models are represented by K_1 ($l \text{ min}^{-1}$) and K_2 ($g \text{ mg}^{-1} \text{ min}^{-1}$), respectively. Additionally, q_e ($mg \text{ g}^{-1}$) denotes the adsorbed amount at equilibrium for both models while q_t ($mg \text{ g}^{-1}$) is the adsorbed amount at any given time (t) in minutes, reflecting the contact time [164-165]. Table 3 summarizes the isothermal and kinetic models used in applying industrial wastes to remove dyes. It is clear from Table 3 that most studies have followed the Langmuir and Freundlich isotherm models and the QFO kinetic model.

In thermodynamic studies, the thermodynamic factors ΔS° , ΔH° , and ΔG° have been computed using Eqs. (4)-(6).

$$\ln K_{eq} = C_{ads}/C_e \tag{4}$$

$$\ln K = \Delta S^\circ/R - \Delta H^\circ/RT \tag{5}$$

$$\Delta G^\circ = \Delta H^\circ - T\Delta S^\circ \tag{6}$$

where K_{eq} is the equilibrium constant, C_{ads} is the amount of dye adsorbed ($mg \text{ g}^{-1}$), C_e is the concentration of dyes in equilibrium aqueous media ($mg \text{ l}^{-1}$), R is the gas constant ($814.3 \text{ mol kg}^{-1}$), and T is the temperature of the absolute aqueous media. Slopes and latitudes from the original plot are used to calculate ΔH° and ΔS° . Negative ΔH° , ΔS° , and ΔG° values demonstrate that the biosorption technique is exothermic [166-167].

The entropy is reduced at the solid-liquid phase transition, and the biosorption processes happen spontaneously. Entropy is a measure of disorder that significantly affects various aspects of our daily lives. When left uncontrolled, disorder increases over time, leading to the dispersion of energy and the transformation of systems into chaos. The experimental calculation of adsorption entropy involves measuring heat capacity and observing adsorption behavior in equilibrium experiments and temperature-programmed desorption, in which it is assumed that the rates of adsorption and desorption are equal.

Table 3. Isothermal and Kinetic Models Used in Various Industrial By-products for the Removal of Dyes

Bioadsorbent	Dyes	Fitted Isotherm model	Fitted Kinetics model	Ref.
Aluminum foil waste	Reactive green-19	Langmuir	-	[149]
Iron-containing waste	Methyl orange	-	QFO	[150]
Fly ash	Methylene blue	Redlich-Peterson	-	[151]
Blast furnace sludge	Bismark Brown R	Langmuir	QFO	[152]
Blast furnace sludge	Rhodamine B	Langmuir	QFO	[152]
Fertilizer plant waste carbon	Auramine-O	Freundlich	QSO	[153]
Fertilizer plant waste carbon	Congo red	Freundlich	QSO	[153]
Fertilizer plant waste carbon	Orange-G	Freundlich	QSO	[153]
Fertilizer plant waste carbon	Methyl violet	Freundlich	QSO	[153]
Carbon slurry waste	Congo red	Langmuir	QFO	[153]
Blast furnace sludge	Ethyl orange	Langmuir	QFO	[156]
Blast furnace sludge	Metanil yellow	Langmuir	QFO	[156]
Blast furnace sludge	Acid blue 113	Langmuir	QFO	[156]
Fly ash	Crystal violet	Freundlich	QFO	[157]

Regarding entropy, ΔS represents the changes in the level of order or disorder in the reaction. An increase in order results in a negative ΔS value while a decrease in order yields a positive ΔS value. Generally, the change in entropy (ΔS) during an adsorption process is negative [168-169]. Also, ΔG° values, which are $-20 < \Delta G^\circ < 0 \text{ kJ mol}^{-1}$ for physical reactions and $400 < \Delta G^\circ < -80 \text{ kJ mol}^{-1}$ for chemical reactions [170-171], generally indicate the type of isotherm. Table 4 summarizes the studies conducted on thermodynamic parameters with regard to industrial wastes for dye removal. It is clear from Table 4 that the processes performed were spontaneous and with increasing irregularity.

CONCLUSIONS

Numerous studies concerning the adsorption characteristics of various adsorbents for dye removal from wastewater have been published and discussed in this article. This review study emphasizes that using economic adsorbents in the adsorption process is highly cost-effective compared to conventional adsorbents. Among low-cost adsorbents, the use of industrial wastes as biosorbents to

eliminate dyes from the environment is of particular importance. The advantages of using these compounds include low cost, high efficiency and capacity, easy maintenance and access, no waste disposal, proper recyclability, and ecosystem compatibility. In general, it can be said that the use of industrial wastes to remove dyes results in higher efficiency and adsorption capacity compared to other conventional adsorbents, which are much more expensive. A review of isothermal, kinetic, and thermodynamic studies on the adsorption method revealed that industrial wastes frequently followed Langmuir and Freundlich isotherm models and the QFO kinetic model. In addition, the values obtained from thermodynamic factors illustrated that the adsorption method is generally spontaneous and exothermic, and is accompanied by increased irregularities.

One of the limitations of this study lies in its focus on a limited number of industrial by-products used for dye removal in laboratory-scale experiments. However, this study highlights the fact that industrial by-products have the potential to be used as part of an innovative approach to promoting a pollution-free environment by treating industrial

Table 4. Thermodynamic Parameters Used in Various Industrial By-products for the Removal of Dyes

Industrial by-products	Dyes		ΔG° (kJ mol ⁻¹)		ΔH° (kJ mol ⁻¹)	ΔS° (J mol ⁻¹ K ⁻¹)	Ref.
Fly ash	Methylene blue	-	-38.6	-37.4	76.1	370.2	[151]
		-	(303°K)	(313°K)			
Blast furnace sludge	Bismark brown R	-26.5 (298°K)	-28.2 (313°K)	-	-0.81	86.2	[152]
Blast furnace sludge	Rhodamine B	-27 (298°K)	-29.7 (313°K)	-	-1.12	89.9	[152]
Carbon slurry waste	Congo red	-28.3 (298°K)	-28.9 (313°K)	-	-19.9	28.5	[154]
Blast furnace sludge	Ethyl orange	-28.3 (298°K)	-29.8 (313°K)	-	-6.2	74.2	[156]
Blast furnace sludge	Metanil yellow	-27.4 (298°K)	-28.9 (313°K)	-	-6.1	71.5	[156]
Blast furnace sludge	Acid blue 113	-26.5 (298°K)	-27.9 (313°K)	-	-5.8	69.5	[156]
Fly ash	Crystal violet	25.96 (283°K)	31.18 (298°K)	32.71 (313°K)	36.51	209.64	[157]

dye. Therefore, future research needs to concentrate on the development and utilization of industrial waste adsorbents in treating all types of effluents.

Declaration of Competing Interests

The authors declare that they have no known competing financial interests or personal relationships that could have appeared to influence the work reported in this paper.

Abbreviation:

FA: Fly ash

SS: Steel slag

QFO: pseudo-first-order

QSO: pseudo-second-order

AR: Auramine-O

CR: Congo red

OG: Orange-G

MV: Methyl violet

REFERENCES

- [1] Ramalho, P. A.; Scholze, H.; Cardoso, M. H.; Ramalho, M. T.; Oliveira-Campos, A. M., Improved conditions for the aerobic reductive decolourisation of azo dyes by *Candida zeylanoides*. *Enzyme Microb. Technol.* **2002**, *31*, 848-854. DOI: 10.1016/S0141-0229(02)00189-8.
- [2] Rai, H. S.; Bhattacharyya, M. S.; Singh, J.; Bansal, T. K.; Vats, P.; Banerjee, U. C., Removal of Dyes from the Effluent of Textile and Dyestuff Manufacturing Industry: A Review of Emerging Techniques with Reference to Biological Treatment. *Crit. Rev. Environ. Sci. Technol.* **2005**, *35*, 219-238. DOI: 10.1080/10643380590917932.
- [3] Haddad, M.; Abid, S.; Moktar Hamdi, M.; Bouallagui, H., Reduction of adsorbed dyes content in the discharged sludge coming from an industrial textile wastewater treatment plant using aerobic activated sludge process. *J. Environ. Manage* **2018**, *223*, 936-946. DOI: 10.1016/j.jenvman.2018.07.009.
- [4] Diaz-Uribe, C.; Walteros, L.; Duran, F.; Vallejo, W.; Romero Bohórquez, A. R., *Prosopis Juliflora* Seed Waste as Biochar for the Removal of Blue Methylene: A Thermodynamic and Kinetic Study. *ACS Onage* **2022**, *47*, 42916-42925. DOI: 10.1021/acsomega.2c05007.
- [5] Yaseen, D. A.; Scholz, M., Textile dye wastewater characteristics and constituents of synthetic effluents: a critical review. *Int. J. Environ. Sci. Technol.* **2019**, *16*, 1193-1226. DOI: 10.1007/s13762-018-2130-z.
- [6] Davies, L. C.; Cabrita, G. J. M.; Ferreira, R. A.; Carias C. C.; Novais J. M.; Martins-Dias S., Integrated study of the role of *Phragmites australis* in azo-dye treatment in a constructed wetland: from pilot to molecular scale. *Ecol. Eng.* **2009**, *3*, 961-970. DOI: 10.1016/j.ecoleng.2008.08.001.
- [7] Holkar, C. R.; Jadhav, A. J.; Pinjari, D. V.; Mahamuni, N. M.; Pandit, A. B., A critical review on textile wastewater treatments: possible approaches. *J. Environ. Manag* **2016**, *182*, 351-366. DOI: 10.1016/j.jenvman.2016.07.090.
- [8] McMullan, G.; Meehan, C.; Conneely, A.; Kirby, N.; Robinson, T.; Nigam, P.; Banat, I. M.; Marchant, R.; Smyth, W., Microbialdecolourisation and degradation of textile dyes. *Appl. Microbiol. Biotechnol.* **2001**, *56*, 81-87. DOI: 10.1007/s002530000587.
- [9] Raman, F., The Treatment of Industrial Effluents for the Discharge of Textile Dyes Using by Techniques and Adsorbents. *J. Text. Sci. Eng.* **2016**, *6*, 1000242. DOI: 10.4172/2165-8064.1000242.
- [10] Saharan, P.; Chaudhary, G. R.; Lata, S.; Mehta, S. K.; Mor, S., Ultra fast and effective treatment of dyes from water with the synergistic effect of Ni doped ZnO nanoparticles and ultrasonication. *Ultrason. Sonochem.* **2015**, *22*, 317-325. DOI: 10.1016/j.ultsonch.2014.07.004.
- [11] Subramaniam, R.; Ponnusamy, S. K., Novel adsorbentfrom agricultural waste (cashew NUT shell) fo methylene blue dye removal: optimization by response surface methodology. *Water Resour. Ind.* **2015**, *11*, 64-70. DOI: 10.1016/j.wri.2015.07.002.
- [12] Nigam, P.; Banat, I. M.; Singh, D.; Marchant, R., Microbial process for the decolorization of textile effluent containing azo, diazo and reactive dyes. *Bioresour. Technol.* **1996**, *31*, 435-445. DOI: 10.1016/0032-9592(95)00085-2.
- [13] Singh, K.; Arora, S., Removal of Synthetic Textile Dyes From Wastewaters: A Critical Review on Present

- Treatment Technologies. *Crit. Rev. Environ. Sci. Technol.* **2011**, *41*, 807-878. DOI: 10.1080/10643380903218376.
- [14] Robinson, T.; McMullan, G.; Marchant, R.; Nigam, P., Remediation of dyes in textile effluent: a critical review on current treatment technologies with a proposed alternative. *Bioresour. Technol.* **2001**, *77*, 247-255. DOI: 10.1016/S0960-8524(00)00080-8.
- [15] Chiou, M. -S.; Ho, P. -Y.; Li, H. -Y., Adsorption of anionic dyes in acid solutions using chemically cross-linked chitosan beads. *Dyes Pigm.* **2004**, *60*, 69 -84. DOI: 10.1016/S0143-7208(03)00140-2.
- [16] Min, J. H., Woo, M. K., Yoon, H. Y., Jang, J. W., Wu, J. H., Lim, C. S., Kim, Y. K., Isolation of DNA using magnetic nanoparticles coated with dimercaptosuccinic acid. *Anal. Biochem.* **2014**, *447*, 114-118. DOI: 10.1016/j.ab.2013.11.018.
- [17] Demirbas, A., Heavy metal adsorption onto agro-based waste materials: a review. *J. Hazard. Mater.* **2008**, *157*, 220-229. DOI: 10.1016/j.jhazmat.2008.01.024.
- [18] Abid, M. F.; Zablouk, M. A.; Abid-Alameer, A. M., Experimental study of dye removal from industrial wastewater by membrane technologies of reverse osmosis and nanofiltration. *J. Environ. Health Sci. Engineer.* **2012**, *9*, 17. DOI: 10.1186/1735-2746-9-17.
- [19] Moghaddam, S. S.; Moghaddam, M. R. A.; Arami, M., Coagulation/flocculation process for dye removal using sludge from water treatment plant: optimization through response surface methodology. *J. Hazard. Mater.* **2010**, *175*, 651-657. DOI: 10.1016/j.jhazmat.2009.10.058.
- [20] Cheng, J.; Zhan, C.; Wu, J.; Cui, Z.; Si, J.; Wang, Q.; Peng X.; Turng, L. S., Highly Efficient Removal of Methylene Blue Dye from an Aqueous Solution Using Cellulose Acetate Nanofibrous Membranes Modified by Polydopamine. *ACS Omega* **2020**, *5*, 5389-5400. DOI: 10.1021/acsomega.9b04425.
- [21] Anastopoulos, I.; Kyzas, G. Z., Agricultural peels for dye adsorption: a review of recent literature. *J. Mol. Liq.* **2014**, *200*, 381-389. DOI: 10.1016/j.molliq.2014.11.006.
- [22] Gupta, V. K., Application of low-cost adsorbents for dye removal-a review. *J. Environ. Manage.* **2009**, *90*, 2313-2342. DOI: 10.1016/j.jenvman.2008.11.017.
- [23] Karcher, S.; Kornmüller, A.; Jekel, M., Anion exchange resins for removal of reactive dyes from textile wastewaters. *Water Res.* **2002**, *36*, 4717-4724. DOI: 10.1016/S0043-1354(02)00195-1.
- [24] Pandit, P.; Basu, S., Dye and solvent recovery in solvent extraction using reverse micelles for the removal of ionic dyes. *Ind. Eng. Chem. Res.* **2004**, *43*, 7861-7864. DOI: 10.1021/ie0402160.
- [25] Guerra, W. N. A.; Santos, J. M. T.; de Araujo, L. R. R., Decolorization and mineralization of reactive dyes by a photocatalytic process using ZnO and UV radiation. *Water Sci. Technol.* **2012**, *66*, 158-164. DOI: 10.2166/wst.2012.154.
- [26] Song, S.; Ying, H.; He, Z.; Chen, J., Mechanism of decolorization and degradation of CI Direct Red 23 by ozonation combined with sonolysis. *Chemosphere* **2007**, *66*, 1782-1788. DOI: 10.1016/j.chemosphere.2006.07.090.
- [27] Sun, Y.; Wang, G.; Dong, Q.; Qian, B.; Meng, Y.; Qiu, J., Electrolysis removal of methyl orange dye from water by electrospun activated carbon fibers modified with carbon nanotubes. *Chem. Eng. J.* **2014**, *253*, 73-77. DOI: 10.1016/j.cej.2014.05.017.
- [28] Forgacs, E.; Cserhádi, T.; Oros, G., Removal of synthetic dyes from wastewaters: a review. *Environ. Int.* **2004**, *30*, 953-971. DOI: 10.1016/j.envint.2004.02.001.
- [29] Parmar, K. R.; Patel, I.; Basha, S.; Murthy, Z. V. P., Synthesis of acetone reduced graphene oxide/Fe₃O₄ composite through simple and efficient chemical reduction of exfoliated graphene oxide for removal of dye from aqueous solution. *J. Mater. Sci.* **2014**, *49*, 6772-6783. DOI: 10.1007/s10853-014-8378-x.
- [30] Zhou, Y.; Lu, J.; Zhou, Y.; Liu, Y., Recent advances for dyes removal using novel adsorbents: a review. *Environ. Pollut.* **2019**, *252*, 352-365. DOI: 10.1016/j.envpol.2019.05.072.
- [31] Ashraf, M. W.; Abulibdeh, N.; Salam, A., Adsorption studies of textile dye (chrysoidine) from aqueous solutions using activated sawdust. *Int. J. Chem. Eng.* **2019**, *2019*, 9728156. DOI: 10.1155/2019/9728156.
- [32] Hsanullah, I., MXenes (two-dimensional metal carbides) as emerging nanomaterials for water purification: Progress, challenges and prospects. *Chem. Eng. J.* **2020**, *388*, 124340. DOI: 10.1016/j.cej.2020.124340.

- [33] Martins, R. J. E.; Vilar, V. J. P.; Boaventura, R. A. R., Kinetic modelling of cadmium and lead removal by aquatic mosses. *Braz. J. Chem. Eng.* **2014**, *31*, 229-242. DOI: 10.1590/S0104-66322014000100021.
- [34] Bello, S.; Adegoke, K. A.; Olaniyan, A. A.; Abdulazeez, H., Dye adsorption using biomass wastes and natural adsorbents: overview and future prospects. *Desalin. Water. Treat.* **2015**, *53*, 1292-1315, DOI: 10.1080/19443994.2013.862028
- [35] Forgacs, E.; Cserhati, T.; Oros, G., Removal of synthetic dyes from wastewaters: a review. *Environ. Int.* **2004**, *30*, 953-971, DOI: 10.1016/j.envint.2004.02.001.
- [36] Laasri, L.; Elamrani, M. K.; Cherkaoui, O., Removal of two cationic dyes from a textile effluent by filtration-adsorption on wood sawdust. *Environ. Sci. Pollut. Res. Int.* **2007**, *14*, 237-240, DOI: 10.1065/espr2006.08.331.
- [37] Kheirabadi, M.; Samadi, M.; Asadian, E.; Zhou, Y.; Dong, C.; Zhang, J.; Moshfegh, A. Z., Well-designed Ag/Zn/3D grapheme structure for dye removal: Adsorption, photocatalysis and physical separation capabilities. *J. Colloid Interface Sci.* **2019**, *537*, 66-78. DOI: 10.1016/j.jcis.2018.10.102.
- [38] Bel-Hadjltaief, H.; Ben Zina, M.; Galvez, M. E.; Dacosta, P., Photocatalytic degradation of methyl green dye in aqueous solution over natural clay-supporte ZnO-TiO₂ catalyst. *J. Photochem. Photobiol. A* **2016**, *315*, 25-33, DOI: 10.1016/j.jphotochem.2015.09.008.
- [39] Fomina, M.; Gadd, G. M., Biosorption: current perspectives on concept, definition and application. *Bioresour. Technol.* **2014**, *160*, 3-14. DOI: 10.1016/j.biortech.2013.12.102.
- [40] Farhadi, A.; Ameri, A.; Tamjidi, S., Application of Agricultural Wastes as a Low-cost Adsorbent for Removal of Heavy Metals and Dyes from Wastewater: A Review Study. *Phys. Chem. Res.* **2021**, *9*, 211-226. DOI: 10.22036/pcr.2021.256683.1852.
- [41] Ullah, A.; Zahoor, M.; Ud Din, W.; Muhammad, M.; AliKhan, F.; Sohail, A.; Ullah, R.; Ali, E. A.; AnandaMurthy, H. C., Removal of Methylene Blue from Aqueous Solution Using Black Tea Wastes: Used as Efficient Adsorbent. *Adsorpt. Sci. Technol.* **2022**, *2022*, 5713077, DOI: 10.1155/2022/5713077.
- [42] Mansri, A.; Mahroug, H.; Dergal, F., *In situ* preparation of hydroxyapatite composites into hydrolysed polyacrylamide solution and methylene blue dyerentention. *Turk. J. Chem.* **2019**, *43*, 213-228, DOI: 10.3906/kim-1803-49.
- [43] Bhatnagar, A.; Sillanpää M., Utilization of Agro-Industrial and Municipal Waste Materials as Potential Adsorbents for Water Treatment-A Review. *Chem. Eng. J.* **2010**, *157*, 277-296. DOI: 10.1016/j.cej.2010.01.007.
- [44] Hegazi, H. A., Removal of heavy metals from wastewater using agricultural and industrial wastes as adsorbents. *HBRC J.* **2013**, *9*, 276-282. DOI: 10.1016/j.hbrcej.2013.08.004.
- [45] Basava Rao, V. V.; Mohan Rao, S. R., Adsorption studies on treatment of textile dyeing industrial effluent by flyash. *Chem. Eng. J.* **2006**, *116*, 77-84, DOI: 10.1016/j.cej.2005.09.029.
- [46] Saigl, Z.; Tifouti, O.; Alkhanbashi, B. *et al.* Chitosan as adsorbent for removal of some organic dyes: a review. *Chem. Pap.* **2023**, *77*, 2363-2405. DOI: 10.1007/s11696-022-02641-y.
- [47] Wong, K. T.; Wong, V. L.; Lim, S. S., Bio-sportive removal of methyl orange by micro-grooved chitosan (GCS) beads: optimization of process variables using Taguchi L9 orthogonal array. *J. Polym. Environ.*, **2020**, *29*, 271-290. DOI: 10.1007/s10924-020-01878-6.
- [48] Forgacs, E.; Cserhati, T.; Oros, G., Removal of synthetic dyes from wastewaters: a review. *Environ. Int.* **2004**, *30*, 953-971. DOI: 10.1016/j.envint.2004.02.001.
- [49] Yagub, M. T.; Sen, T. K.; Afroze, S.; Ang, H. M., Dye and its removal from aqueous solution by adsorption: A review. *Adv. Colloid Interface Sci.* **2014**, *209*, 172-184. DOI: 10.1016/j.cis.2014.04.002.
- [50] Crini, G., Non-conventional low-cost adsorbents for dye removal: A review. *Bioresour. Technol.*, **2006**, *97*, 1061-1085. DOI: 10.1016/j.biortech.2005.05.001.
- [51] Junejo, R.; Shams Jalbani, N.; Kaya, S.; Serdaroglu, G.; Şimşek, S.; Memon, S., Experimental and DFT Modeling Studies for the Adsorptive Removal of Reactive Dyes from Wastewater. *Sci. Technol.* **2021**, *57*, 1-15, DOI: 10.1080/01496395.2021.1900252.
- [52] Garg, V. K.; Gupta, R.; Yadav, A. B.; Kumar, R., Dye removal from aqueous solution by adsorption on treated sawdust. *Bioresour. Technol.* **2003**, *89*, 121-124. DOI: 10.1016/S0960-8524(03)00058-0.

- [53] Achour, Y.; Khouili, M.; Abderrafia, H.; Melliani, S.; Laamari, M. R.; El Haddad, M., DFT Investigations and Experimental Studies for Competitive and Adsorptive Removal of Two Cationic Dyes onto an Eco-friendly Material from Aqueous Media. *Int. J. Environ. Res.* **2018**, *12*, DOI: 10.1007/s41742-018-0131-x.
- [54] Katheresan, V.; Kannedo, J.; Lau, S. Y., Efficiency of various recent wastewater dye removal methods: A review. *J. Environ. Chem. Eng.* **2018**, *6*, 4676-4697. DOI: 10.1016/j.jece.2018.06.060.
- [55] Guillaumont, D.; Nakamura, S., Calculation of the absorption wavelength of dyes using time-dependent density-functional theory (TD-DFT). *Dyes Pigments.* **2000**, *46*, 85-92. DOI: 10.1016/S0143-7208(00)00030-9.
- [56] Wong, C.; Lai, C.; Lee, K.; Hamid, S., Advanced Chemical Reduction of Reduced Graphene Oxide and Its Photocatalytic Activity in Degrading Reactive Black 5. *Materials.* **2015**, *8*, 7118-7128. DOI: 10.3390/ma8105363.
- [57] Domingo, L. R.; Ríos-Gutiérrez, M.; Pérez, P., Applications of the Conceptual Density Functional Theory Indices to Organic Chemistry Reactivity. *Molecules.* **2016**, *21*. DOI: 10.3390/molecules21060748.
- [58] Gita, S.; Hussan, A.; Choudhury, T. G., Impact of textile dyes waste on aquatic environments and its treatment. *Environ. Ecol.* **2017**, *35*, 2349-2353.
- [59] Ajmal, A.; Majeed, I.; Malik, R. N.; Iqbal, M.; Nadeem, M. A.; Hussain, I.; Yousaf, S.; Mustafa, G.; Zafar, M. I.; Nadeem, M. A., Photocatalytic degradation of textile dyes on Cu₂O-CuO/TiO₂ anatase powders. *J. Environ. Chem. Eng.* **2016**, *4*, 2138-2146. DOI: 10.1016/j.jece.2016.03.041.
- [60] Ramakrishna, K. R.; Viraraghavan, T., Dye removal using low cost adsorbents. *Water Sci. Technol.* **1997**, *36*, 189-196. DOI: 10.1016/S0273-1223(97)00387-9.
- [61] Ibrahim, S. M.; Al-Hossainy, A. F., Synthesis, structural characterization, DFT, kinetics and mechanism of oxidation of bromothymol blue: application to textile industrial wastewater treatment. *Chem. Pap.* **2021**, *75*. DOI: 10.1007/s11696-020-01299-8.
- [62] Achour, Y.; Khouili, M.; Abderrafia, H.; Melliani, S.; Laamari, M. R.; El Haddad, M., DFT Investigations and Experimental Studies for Competitive and Adsorptive Removal of Two Cationic Dyes onto an Eco-friendly Material from Aqueous Media. *Int. J. Environ. Res.* **2018**, *12*. DOI: 10.1007/s41742-018-0131-x.
- [63] Tlaiaa, Y. S.; Razaq Naser, Z. A.; Ali, A. H., Comparison between coagulation and electrocoagulation processes for the removal of reactive black dye RB-5 and COD reduction. *Desalin. Wat. Treat.* **2020**, *195*, 154-161, DOI: 10.5004/dwt.2020.25914.
- [64] Zheng, J.; Gao, Z.; He, H.; Yang, S.; Sun, C., Efficient degradation of acid orange 7 in aqueous solution by iron ore tailing Fenton-like process. *Chemosphere* **2016**, *150*, 40-48. DOI: 10.1016/j.chemosphere.2016.02.001.
- [65] Kayan, B.; Gözmen, B.; Demirel, M.; Gizir, A. M., Degradation of acid red 97 dye in aqueous medium using wet oxidation and electro-Fenton techniques. *J. Hazard. Mater.* **2010**, *177*, 95-102. DOI: 10.1016/j.jhazmat.2009.11.076.
- [66] Luo, X.; Zhang, L., High effective adsorption of organic dyes on magnetic cellulose beads entrapping activated carbon. *J. Hazard. Mater.* **2009**, *171*, 340-347. DOI: 10.1016/j.jhazmat.2009.06.009.
- [67] Dey, S.; Islam, A., A review on textile wastewater characterization in Bangladesh. *Res. Environ.*, **2009**, *5*, 15-44. DOI: 10.5923/j.re.20150501.03.
- [68] Joshi, M.; Bansal, R.; Purwar, R., Color removal from textile effluents. *Indian J. Sci. Technol.*, **2004**, *29*, 239-259.
- [69] Rajasulochana, P.; Preethy, V., Comparison on efficiency of various techniques in treatment of waste and sewage water- A comprehensive review. *Resource-Efficient Technol.*, **2016**, *2*, 175-184. DOI: 10.1016/j.reffit.2016.09.004.
- [70] Naveenraj, S.; Solomon, R. V.; Venuvanalingam, P.; Asiri, A. M.; Anandan, S., Interaction between toxic azo dye C.I. Acid Red 88 and serum albumins. *J. Lumin.* **2013**, *143*, 715-722. DOI: 10.1016/j.jlumin.2013.06.012.
- [71] Sharma, S.; Kaur, A., Various Methods for Removal of Dyes from Industrial Effluents- A Review. *Indian J. Sci. Technol.*, **2018**, *11*, 1-21. DOI: 10.17485/ijst/2018/v11i12/120847.
- [72] Crini, G.; Lichtfouse, E., Advantages and disadvantages

- of techniques used for wastewater treatment. *Environ. Chem. Lett.*, **2019**, *17*, 145-155. DOI: 10.1007/s10311-018-0785-9.
- [73] Aboli, E.; Jafari, D.; Esmacili, H., Heavy metal ions (lead, cobalt, and nickel) biosorption from aqueous solution onto activated carbon prepared from Citrus limetta leaves. *Carbon Lett.* **2020**, *30*, 683-698. DOI: 10.1007/s42823-020-00141-1.
- [74] Jasim, L. S.; Aljeboree, A. M., Hydrogels in the removal of industrial pollution: Adsorption characteristics for the removal of a toxic dye from aqueous solutions. *Casp. J. Environ. Sci.* **2021**, *19*, 789-799. DOI: 10.22124/cjes.2021.5209.
- [75] Acheampong, M. A.; Pakshirajan, K.; Annachhatre, A. P.; Lens, P. N., Removal of Cu(II) by biosorption onto coconut shell in fixed-bed column systems. *J. Ind. Eng. Chem.* **2013**, *19*, 841-848. <https://doi.org/10.1016/j.jiec.2012.10.029>.
- [76] Rafatullah, M.; Sulaiman, O.; Hashim, R.; Ahmad, A., Adsorption of copper(II), chromium(III), nickel(II) and lead(II) ions from aqueous solutions by meranti sawdust. *J. Hazard. Mater.* **2009**, *170*, 969-977. DOI: 10.1016/j.jhazmat.2009.05.066.
- [77] Kamatchi, C.; Arivoli, S.; Prabakaran, R., Thermodynamic, kinetic, batch adsorption and isotherm models for the adsorption of nickel from an artificial solution using chloroxylon swietenia activated carbon. *Phys. Chem. Res.* **2022**, *10*, 315-324. DOI: 10.22036/PCR.2021.300561.1956.
- [78] Ahmad, A.; Mohd-Setapar, S. H.; Chuong, C. S.; Khatoon, A.; Wani, W. A.; Kumar, R.; Rafatullah, M., Recent advances in new generation dye removal technologies: novel search for approaches to reprocess wastewater. *RSC Adv.* **2014**, *5*, 30801-30818. DOI: 10.1039/C4RA16959J.
- [79] Guo, J.; Song, Y.; Ji, X.; Ji, L.; Cai, L.; Wang, Y.; Zhang, H.; Song, W., Preparation and characterization of nanoporous activated carbon derived from prawn shell and its application for removal of heavy metal ions. *Materials* **2019**, *12*, 241-263. DOI: 10.3390/ma12020241.
- [80] Tran, H. N.; Chao, H. P.; You, S., Activated carbons from golden shower upon different chemical activation methods: synthesis and characterization. *Adsorp. Sci. Technol.* **2017**, *36*, 95-113. DOI: 10.1177/0263617416684837.
- [81] Karimi, S.; Yarak, M. T.; Karri, R. R., A comprehensive review of the adsorption mechanisms and factors influencing the adsorption process from the perspective of bioethanol dehydration. *Renew. Sust. Energ. Rev.* **2019**, *107*, 535-553. DOI: 10.1016/j.rser.2019.03.025.
- [82] Mojoudi, N.; Mirghaffari, N.; Soleimani, M.; Shariatmadari, H.; Belver, C.; Bedia, J., Pheno adsorption on high microporous activated carbons prepared from oily sludge: equilibrium, kinetic and thermodynamic studies. *Sci. Rep.* **2019**, *9*, DOI: 10.1038/s41598-019-55794-4.
- [83] Nabieh, K. A.; Mortada, W. I.; Helmy, T. E.; Kenawy, I. M.; Abou El-Reash, Y. G., Chemically modified rice husk as an effective adsorbent for removal of palladium ions. *Heliyon* **2021**, *7*, 06062. DOI: 10.1016/j.heliyon.2021.e06062.
- [84] Ekpete, O. A.; Marcus, A. C.; Osi, V., Preparation and characterization of activated carbon obtained from plantain (musa paradisiaca) fruit stem. *J. Chem.* **2017**, *2017*, 1-6. DOI: 10.1155/2017/8635615.
- [85] Wu, T.; Cai, X.; Tan, S.; Li, H.; Liu, J.; Yang, W., Adsorption characteristics of acrylonitrile, p-toluenesulfonic acid, 1-naphthalenesulfonic acid and methyl blue on graphene in aqueous solutions. *Chem. Eng. J.*, **2011**, *173*, 144-149. DOI: 10.1016/j.cej.2011.07.050
- [86] Chen, X.; Chen, B., Macroscopic and spectroscopic investigations of the adsorption of nitroaromatic compounds on graphene oxide, reduced graphene oxide, and graphene nanosheets. *Environ. Sci. Technol.*, **2015**, *49*, 6181-6189, DOI: 10.1021/es5054946.
- [87] Yuan, R.; Hu, L.; Yu, P.; Wang, H.; Wang, Z.; Fang, J., Nanostructured Co₃O₄ grown on nickel foam: an efficient and readily recyclable 3D catalyst for heterogeneous peroxy mono sulfate activation. *Chemosphere* **2018**, *198*, 204-215. DOI: 10.1016/j.chemosphere.2018.01.135.
- [88] Fomina, M.; Gadd, G. M., Biosorption: current perspectives on concept, definition and application. *Bioresour. Technol.* **2014**, *160*, 3-14. DOI: 10.1016/j.biortech.2013.12.102.
- [89] Liu, L.; Zhang, B.; Zhang, Y.; He, Y.; Huang, L.; Tan,

- S.; Cai, X., Simultaneous removal of cationic and anionic dyes from environmental water using montmorillonite-pillared graphene oxide. *J. Chem. Eng. Data*. **2015**, *60*, 1270-1278, DOI: 10.1021/je5009312.
- [90] Aghajani, K.; Tayebi, H. A., Adaptive neuro-fuzzy inference system analysis on adsorption studies of reactive red 198 from aqueous solution by SBA-15/CTAB composite. *Spectrochim. Acta, Part A* **2017**, *171*, 439-448. DOI: 10.1016/j.saa.2016.08.025.
- [91] Anbia, M.; Salehi, S., Removal of acid dyes from aqueous media by adsorption onto aminofunctionalized nanoporous silica SBA-3. *Dyes Pigm.* **2012**, *94*, 1-9. DOI: 10.1016/j.dyepig.2011.10.016.
- [92] Tayebi, H., Synthesis of polyaniline/nanosilica nanocomposite for removal of reactive orange 16 from aqueous solutions. *Iran. J. Org. Chem.* **2016**, *8*, 1737-1744.
- [93] Zareyee, D.; Tayebi, H.; Javadi, S. H., Preparation of polyaniline/activated carbon composite for removal of reactive red 198 from aqueous solution. *Iran. J. Org. Chem.* **2012**, *4*, 799-802.
- [94] Ivanov, V.; Stabnikov, V.; Stabnikova, O.; Kawasaki, S., Environmental safety and biosafety in construction biotechnology. *World J. Microbiol. Biotechnol.* **2019**, *35*, 26. DOI: 10.1007/s11274-019-2598-9.
- [95] Yan, Z.; Li, G.; Mu, L.; Tao, S., Pyridine-functionalized mesoporous silica as an efficient adsorbent for the removal of acid dyestuffs. *J. Mater. Chem.* **2006**, *16*, 1717-1725, DOI: 10.1039/B517017F.
- [96] Akbartabar, I.; Yazdanshenas, M. E.; Tayebi, H. A.; Nasirizadeh, N., Physical chemistry studies of acid dye removal from aqueous media by mesoporous nano composite: Adsorption isotherm, kinetic and thermodynamic studies. *Phys. Chem. Res.* **2017**, *5*, 659-679, DOI: 10.22036/pcr.2017.83378.1371.
- [97] Adam, F.; Osman, H.; Hello, K. M., The immobilization of 3-(chloropropyl) triethoxy silane onto silica by a simple one-pot synthesis. *J. Colloid Interface Sci.* **2009**, *331*, 143-147. DOI: org/10.1016/j.jcis.2008.11.048.
- [98] Park, D.; Yun, Y. S.; Park, J. M., The past, present, and future trends of biosorption. *Biotechnol. Bioprocess Eng.* **2010**, *15*, 86-102. DOI: 10.1007/s12257-009-0199-4.
- [99] Castillo, N. E. T.; Sierra, J. S. O.; Muñoz, M. A. O.; Hernández, J. E. S.; Iqbal, H. M. N.; Saldívar, R. P.; Martínez, E. M. M., Exploring the potential of coffee husk as caffeine bio-adsorbent—a mini-review. *CSCEE* **2010**, *3*, 100070. DOI: 10.1016/j.cscee.2020.100070.
- [100] Saad, R.; Belkacemi, K.; Hamoudi, S., Adsorption of phosphate and nitrate anions on ammonium-functionalized MCM-48: effects of experimental conditions. *J. Colloid. Interface. Sci.* **2007**, *311*, 375-381. DOI: 10.1016/j.jcis.2007.03.025.
- [101] Weng, C. H.; Lin, Y. T.; Tzeng, T. W., Removal of methylene blue from aqueous solution by adsorption onto pineapple leaf powder. *J. Hazard. Mater.* **2009**, *170*, 417-424. DOI: 10.1016/j.jhazmat.2009.04.080
- [102] Sharma, P.; Hussain, N.; Borah, D. J.; Das, M. R., Kinetics and adsorption behavior of the methyl blue at the graphene oxide/reduced graphene oxide nanosheet-water interface: A comparative study. *J. Chem. Eng. Data*. **2013**, *58*, 3477-3488. DOI: 10.1021/je400743r.
- [103] Torres, E., Biosorption: A review of the latest advances. *Processes* **2020**, *8*, 1584. DOI: 10.3390/pr8121584.
- [104] Nayagam, J. O. P.; Prasanna, K., Utilization of shell-based agricultural waste adsorbents for removing dyes: A review. *Chemosphere* **2021**, *291*, 132737. DOI: 10.1016/j.chemosphere.2021.132737.
- [105] Wang, S.; Li, H.; Xu, L., Application of zeolite MCM-22 for basic dye removal from wastewater. *J. Colloid. Interface. Sci.* **2006**, *295*, 71-78. DOI: 10.1016/j.jcis.2005.08.006
- [106] Kim, L.; Catrina, G. A.; Cernica, G.; Staicu, V.; Popescu, M.; Covaliu, C. L., Removal of Metals from Aqueous Solutions Using Sea Buckthorn Waste from Dietary Supplement Technology. *Sustainability* **2021**, *13*, 1441. DOI: 10.3390/su13031441.
- [107] Belbachir, I.; Makhoukhi, B., Adsorption of Bezathren dyes onto sodic bentonite from aqueous solutions. *J. Taiwan. Inst. Chem. Eng.* **2017**, *75*, 105-111. DOI: 10.1016/j.jtice.2016.09.042
- [108] Yen, H. S., Taguchi optimization for Cd(II) removal from aqueous solutions using oyster shell powders. *Desalin Water Treat.* **2016**, *57*, 20430. DOI: 10.1080/19443994.2015.1109563.
- [109] Ketwong, C.; Trisupakitti, S.; Nausri, C.; Senajuk, W.,

- Removal of heavy metal from synthetic wastewater using calcined golden apple snail shells. *NUJST* **2018**, *26*, 61-70. DOI: 10.14456/nujst.2018.22.
- [110] Bochuan, T.; Shengtao, Z.; Xianlong, C.; Anqing, F.; Lei, G.; Riadh, M.; Wenpo L., Insight into the anti-corrosion performance of two food flavors as eco-friendly and ultra-high performance inhibitors for copper in sulfuric acid medium. *J. Colloid. Interface. Sci.* **2022**, *609*, 838-851, DOI: 10.1016/j.jcis.2021.11.085.
- [111] Galan, E., Properties and Applications of Palygorskite-Sepiolite Clays. *Clay. Minerals.* **1996**, *31*, 443-453. DOI: 10.1180/claymin.1996.031.4.01.
- [112] Akhter, F.; Jamali, A. R.; Khan, W., TEOS-Doped vs. Non-TEOS Silica Aerogels: A Comparative Study of Synthesis, Characterization, Isotherm Studies and Performance Evaluation for Pb(II) Removal from Synthetic Wastewater. *Water Air Soil Pollut.*, **2023**, *234*, 1-9. DOI: 10.1007/S11270-022-06051-4/TABLES/3
- [113] Sangiumsak, N.; Punrattanasin, P., Adsorption Behavior of Heavy Metals on Various Soils. *Pol. J. Environ. Stud.* **2014**, *23*, 853-865.
- [114] Ali, I.; Asim, M.; Khan, T. A., Low cost adsorbents for the removal of organic pollutants from wastewater. *J. Environ. Manage* **2012**, *113*, 170-183. DOI: 10.1016/j.jenvman.2012.08.028.
- [115] Adeyemo, A. A.; Adeoye, I. O.; Bello, O. S., Adsorption of dyes using different types of clay: a review. *Appl. Water Sci.* **2017**, *7*, 543-568. DOI: 10.1007/s13201-015-0322-y.
- [116] Gadd, G. M., Heavy metal accumulation by bacteria and other microorganisms. *Experientia* **1990**, *46*, 834-840. DOI: 10.1007/BF01935534.
- [117] Zulfadhly, Z.; Mashitah, M. D.; Bhatia, S., Heavy metals removal in fixed-bed column by the macro fungus *Pycnoporussanguineus*. *Environ Pollut.* **2001**, *112*, 463-470. DOI: 10.1016/S0269-7491(00)00136-6.
- [118] Zhu, W.; Lei, J.; Li, Y.; Dai, L.; Chen, T.; Bai, X.; Wang, L.; Duan, T., Procedural growth of fungal hyphae/Fe₃O₄/graphene oxide as ordered-structure composites for water purification. *Chem. Eng. J.* **2019**, *355*, 777-783. DOI: 10.1016/j.cej.2018.08.215.
- [119] El Gamal, A. A., Biological importance of marine algae. *Saudi Pharm. J.* **2010**, *18*, 1-25. DOI: 10.1016/j.jsps.2009.12.001.
- [120] Hallmann, A., Algal transgenics and biotechnology. *Transgenic Plant J.* **2007**, *1*, 81-98.
- [121] Olawale, S. A., Biosorption of heavy metals from aqueous solutions: an insight and review. *Arch. Ind. Eng.* **2020**, *3*, 1-31.
- [122] Haider, S.; Han, S. S.; Kang, I. -K., Recent advances in the synthesis, functionalization and biomedical applications of hydroxyapatite: a review. *RSC. Adv.* **2017**, *7*, 7442-7458. DOI: 10.1039/c6ra26124h.
- [123] Ayangbenro, A. S.; Babalola, O. O., A new strategy for heavy metal polluted environments: a review of microbial biosorbents. *Int. J. Environ. Res. Public Health* **2017**, *14*, 94. DOI: 10.3390/ijerph14010094.
- [124] Vijayaraghavan, K.; Yun, Y. S., Bacterial biosorbents and biosorption. *Biotechnol. Adv.* **2008**, *26*, 266-291. DOI: 10.1016/j.biotechadv.2008.02.002.
- [125] De Gisi, S.; Lofrano, G.; Grassi, M.; Notarnicola, M., Characteristics and adsorption capacities of low-cost sorbents for wastewater treatment: A review. *SM&T*, **2016**, *9*, 10-40. DOI: 10.1016/j.biotechadv.2008.02.002.
- [126] Ahmaruzzaman, M., A review on the utilization of fly ash. *Prog. Energy Combust. Sci.* **2010**, *36*, 327-363. DOI: 10.1016/j.peccs.2009.11.003.
- [127] Cao, Z.; Ji, X.; Sarker, P.; Tang, J.; Ge, L.; Xia, M.; Xi, Y., A comprehensive review on the applications of coal fly ash. *Earth Sci. Rev.* **2015**, *141*, 105-121. DOI: 10.1016/j.earscirev.2014.11.016.
- [128] Kumar, S., Fly ash-lime-phosphogypsum hollow blocks for walls and partitions. *Build. Environ.* **2003**, *38*, 291-295. DOI: 10.1016/S0360-1323(02)00068-9.
- [129] Ge, J. C.; Yoon, S. K.; Choi, N. J., Application of Fly Ash as an Adsorbent for Removal of Air and Water Pollutants. *Appl. Sci.* **2018**, *8*, 1116. DOI: 10.1016/j.biotechadv.2008.02.002.
- [130] Ahmaruzzaman, M., Role of Fly Ash in the Removal of Organic Pollutants from Wastewater. *Energy Fuels*, **2009**, *23*, 1494-1511. DOI: 10.1016/j.biotechadv.2008.02.002.
- [131] Bhatt, A.; Priyadarshini, S.; Mohanakrishnan, A. A.; Abri, A.; Sattler, M.; Techapaphawit, S., Physical, chemical, and geotechnical properties of coal fly ash: A

- global review. *Case Stud. Constr. Mater.* **2019**, *11*, e00263. DOI: 10.1016/j.cscm.2019.e00263.
- [132] Agougui, H.; Jabli, M.; Majdoub, H., Synthesis, characterization of hydroxyapatite-lambda carrageenan, and evaluation of its performance for the adsorption of methylene blue from aqueous suspension. *J. Appl. Polym. Sci.* **2017**, *134*, 45385. DOI: 10.1002/app.45385.
- [133] Mahroug, H.; Mansri, A.; Dergal, F., The effect of calcium suspension concentration on the hydroxyapatite structures and purity. *Rev. Roum. Chim.* **2019**, *64*, 277-286. DOI: 10.33224/rrch/2019.64.3.10.
- [134] Yu, C.; Zhang, W.; Gao, F.; Huang, H.; Zhao, L., An overview of resource utilization of steel slag as absorbent material for waste water treatment. E3S Web Conf. **2020**, *199*, 1-4. DOI: 10.1051/e3sconf/202019900017.
- [135] Yi, H.; Xu, G.; Cheng, H.; Wang, J.; Wan, Y.; Chen, H., An Overview of Utilization of Steel Slag. *Procedia Environ. Sci.* **2012**, *16*, 791-801. DOI: 10.1016/j.proenv.2012.10.108.
- [136] Chowdhury, S. R., Recycled Smelter Slags for In Situ and Ex Situ Water and Wastewater Treatment-Current Knowledge and Opportunities. *Processes*, **2023**, *11*, 783. DOI: 10.3390/pr11030783.
- [137] Chiang, P. C.; Pan, S. Y., Iron and Steel Slags. Carbon Dioxide Mineralization and Utilization. **2017**, 233-252.
- [138] Liu, P.; Liu, L.; Li, Y.; Zhou, Z.; Huhe, T.; Lei, T., Fabrication of Carbon-Alumina Composites via Catalytic Pyrolysis of Pine Sawdust on Aluminum Dross for Cr(VI) Removal. *ACS Omega* **2021**, *6*, 22301-22310. DOI: 10.1021/acsomega.1c02998.
- [139] Aly, Z.; Graulet, A.; Scales, N.; Hanley, T., Removal of aluminium from aqueous solutions using PAN-based adsorbents: characterisation, kinetics, equilibrium and thermodynamic studies. *Environ. Technol. Rev.* **2014**, *21*, 3972-3986. DOI: 10.1007/s11356-013-2305-6.
- [140] Ali, I.; Asim, M.; Khan, T. A., Low cost adsorbents for the removal of organic pollutants from wastewater. *J. Environ. Manage.* **2012**, *113*, 170-183. DOI: 10.1016/j.jenvman.2012.08.028.
- [141] Méndez, A.; Barriga, S.; Fidalgo, J. M.; Gascó, G., Adsorbent materials from paper industry waste materials and their use in Cu(II) removal from water. *J. Hazard. Mater.* **2009**, *165*, 736-743. DOI: 10.1016/j.jhazmat.2008.10.055.
- [142] Martin, M. J.; Artola, A.; Balaguer, M. D.; Rigola, M., Activated carbons developed from surplus sewage sludge for the removal of dyes from dilute aqueous solutions. *Chem. Eng. J.* **2003**, *94*, 231-239. DOI: 10.1016/S1385-8947(03)00054-8.
- [143] Gavrilescu, M., Removal of Heavy Metals from the Environment by Biosorption. *Eng. Life Sci.* **2004**, *4*, 219-232. DOI: 10.1002/elsc.200420026.
- [144] Tran, H. N.; You, S. J.; Nguyen, T. V.; Chao, H., Insight into the adsorption mechanism of cationic dye onto biosorbents derived from agricultural wastes. *Chem Eng. Commun.* **2004**, *204*, 1020-1036. DOI: 10.1002/elsc.200420026.
- [145] Agougui, H.; Jabli, M.; Majdoub, H., Synthesis, characterization of hydroxyapatite-lambda carrageenan, and evaluation of its performance for the adsorption of methylene blue from aqueous suspension. *J. Appl. Polym. Sci.* **2017**, *134*, 45385. DOI: 10.1002/app.45385.
- [146] Srirachoen, P.; Kongsri, S.; Kukulamude, C.; Areerob, Y.; Nuengmatcha, P.; Chanthai, S.; Limchoowong, N., Ultrasound-irradiated synthesis of 3-mercaptopropyl trimethoxysilane-modified hydroxyapatite derived from fish-scale residues followed by ultrasound-assisted organic dyes removal. *Sci. Rep.* **2021**, *11*, 5560, DOI: 10.1038/s41598-021-85206-5.
- [147] Al-Ghouti, M. A.; Al-Degs, Y. S.; Khraisheh, M. A. M., Mechanisms and chemistry of dye adsorption on manganese oxides-modified diatomite. *J. Environ. Manage.* **2004**, *90*, 3520-3527. DOI: 10.1016/j.jenvman.2009.06.004.
- [148] Basava Rao, V. V.; Mohan Rao, S. R., Adsorption studies on treatment of textile dyeing industrial effluent by fly ash. *Chem. Eng. J.* **2006**, *116*, 77-84. DOI: 10.1016/j.cej.2005.09.029
- [149] Ghulam, N. A.; Abbas, M. N.; Sachit, D. E., Preparation of synthetic alumina from aluminium foil waste and investigation of its performance in the removal of RG-19 dye from its aqueous solution. *Indian Chem. Eng.* **2020**, *62*, 301-314. DOI: 10.1080/00194506.2019.1677512.
- [150] Ali, M. E. M.; Gad-Allah, T. A.; Badawy, M. I.,

- Heterogeneous Fenton process using steel industry wastes for methyl orange degradation. *Appl. Water Sci.*, **2013**, *3*, 263-270. DOI: 10.1007/s13201-013-0078-1.
- [151] Wang, S.; Boyjoo, Y.; Choueib, A.; Zhu, Z. H., Removal of dyes from aqueous solution using fly ash and red mud. *Water Res.* **2005**, *39*, 129-138. DOI: 10.1016/j.watres.2004.09.011.
- [152] Bhatnagar, A.; Jain, A. K., A comparative adsorption study with different industrial wastes as adsorbents for the removal of cationic dyes from water. *J. Colloid Interface Sci.* **2005**, *281*, 49-55. DOI: 10.1016/j.jcis.2004.08.076.
- [153] Mall, I. D.; Srivastava, V. C.; Kuma, G. V. A., Characterization and utilization of mesoporous fertilizer plant waste carbon for adsorptive removal of dyes from aqueous solution. *Colloids Surf. A: Physicochem. Eng. Asp.* **2006**, *278*, 175-187. DOI: 10.1016/j.colsurfa.2005.12.017.
- [154] Bhatnagar, A.; Jain, A. K.; Mukul, M. K., Removal of congo red dye from water using carbon slurry waste. *Environ. Chem. Lett.* **2005**, *2*, 199-202. DOI: 10.1007/s10311-004-0097-0.
- [155] Wang, S.; Boyjoo, Y.; Choueib, A., A comparative study of dye removal using fly ash treated by different methods. *Chemosphere* **2005**, *60*, 1401-1407. DOI: 10.1016/j.chemosphere.2005.01.091.
- [156] Jain, A. K.; Gupta, V. K.; Bhatnagar, A., Utilization of industrial waste products as adsorbents for the removal of dyes. *J. Hazard. Mater.* **2003**, *101*, 31-42. DOI: 10.1016/S0304-3894(03)00146-8.
- [157] Mohan, D.; Singh, K. P.; Singh, G.; Kumar, K., Removal of Dyes from Wastewater Using Fly ash, a Low-Cost Adsorbent. *Ind. Eng. Chem. Res.* **2002**, *41*, 3688-3695. DOI: 10.1021/ie010667.
- [158] Mukherjee, K.; Kedia, A.; Jagajjanani Rao, K.; Dhir, S.; Paria, S., Adsorption enhancement of methylene blue dye at kaolinite clay-water interface influenced by electrolyte solutions. *RSC. Adv.* **2015**, *5*, 30654-30659. DOI: 10.1039/C5RA03534A.
- [159] Guo, L.; Li, G.; Liu, J.; Meng, Y.; Tang, Y., Adsorptive decolorization of methylene blue by crosslinked porous starch. *Carbohydr. Polym.* **2013**, *93*, 374-379. DOI: 10.1016/j.carbpol.2012.12.019.
- [160] Tamjidi, S.; Kamyab Moghadas, B.; Esmacili, H.; Shakerian Khoo, F.; Gholami, G. H.; Ghasemi, M., Improving the surface properties of adsorbents by surfactants and their role in the removal of toxic metals from wastewater: A review study. *Process Saf. Environ. Prot.* **2021**, *148*, 775-795. DOI: 10.1016/j.psep.2021.02.003.
- [161] Zhang, J.; Zhou, Q.; Ou, L., Kinetic, Isotherm, and Thermodynamic Studies of the Adsorption of Methyl Orange from Aqueous Solution by Chitosan/Alumina Composite. *J. Chem. Eng. Data* **2012**, *57*, 412-419. DOI: 10.1021/je2009945.
- [162] Ebrahiminezhad, A.; Zare-Hoseinabadi, A.; Sarmah, A. K.; Taghizadeh, S.; Ghasemi, Y.; Berenjian, A., Plant-mediated synthesis and applications of iron nanoparticles. *Mol. Biotechnol.* **2018**, *60*, 154-168. DOI: 10.1007/s12033-017-0053-4.
- [163] Kasthuri, J.; Veerapandian, S.; Rajendiran, N., Biological synthesis of silver and gold nanoparticles using apiin as reducing agent. *Colloid Surf. B-Biointerfaces.* **2009**, *68*, 55-60. DOI: 10.1016/j.colsurfb.2008.09.021.
- [164] Wang, X.; Zhan, C.; Ding, Y.; Ding, B.; Xu, Y.; Liu, S.; Dong, H., Dual-core Fe₂O₃@carbon structure derived from hydrothermal carbonization of chitosan as a highly efficient material for selective adsorption. *ACS Sustain. Chem. Eng.* **2017**, *5*, 1457-1467. DOI: 10.1021/acssuschemeng.6b02034.
- [165] Gupta, S. S.; Bhattacharyya, K. G., Kinetics of adsorption of metal ions on inorganic materials: A review. *Adv. Colloid Interface Sci.* **2011**, *162*, 39-58. DOI: 10.1016/j.cis.2010.12.004.
- [166] Rajender, S. V., Greener approach to nanomaterials and their sustainable applications. *Curr. Opin. Chem. Eng.* **2012**, *1*, 123-128. DOI: 10.1016/j.coche.2011.12.002.
- [167] Yakout, S. M.; Hassan, M. R.; Abdeltawab, A. A.; Aly, M. I., Sono-sorption efficiencies and equilibrium removal of triphenylmethane (crystal violet) dye from aqueous solution by activated charcoal. *J. Clean Prod.* **2019**, *234*, 124-131. DOI: 10.1016/j.jclepro.2019.06.164.
- [168] Slimani, R.; El Ouahabi, I.; Abidi, F.; El Haddad, M.; Regti, A.; Laamari, M. R.; El Antri, S.; Lazar, S., Calcined eggshells as a new biosorbent to remove basic dye from aqueous solutions: Thermodynamics, kinetics,

- isotherms and error analysis. *J. Taiwan Inst. Chem. Eng.* **2014**, *45*, 1578-1587. DOI: 10.1016/j.jtice.2013.10.009.
- [169] Sayen, S.; Ortenbach-Lopez, M.; Guillon, E., Sorptive removal of enrofloxacin antibiotic from aqueous solution using a ligno-cellulosic substrate from wheat bran. *J. Environ. Chem. Eng.* **2018**, *6*, 5820-5829. DOI: 10.1016/j.jece.2018.08.012.
- [170] Al-Kadhi, N. S., The kinetic and thermodynamic study of the adsorption Lissamine Green B dye by micro-particle of wild plants from aqueous solutions. *Egypt. J. Aquat. Res.* **2019**, *45*, 231-238. DOI: 10.1016/j.ejar.2019.05.004.
- [171] Shikuku, V. O.; Zanella, R.; Kowenje, C. O.; Donato, F. F.; Bandeira, N. M. G.; Prestes, O. D., Single and binary adsorption of sulfonamide antibiotics onto iron-modified clay: linear and nonlinear isotherms, kinetics, thermodynamics, and mechanistic studies. *Appl. Water Sci.* **2018**, *8*, 175. DOI: 10.1007/s13201-018-0825-4.